



24VDC



BULL424SE

BULL624SE

BULL1024SE

RESIDENTIAL | COMMERCIAL USE

control unit with built-in receiver and virtual encoder
built-in ESA+ system
personalised release key
built-in battery charger

up to 1000 kg

24 Vdc | intensive use

- 24 Vdc Irreversible gear motor for intensive use with built-in control unit equipped with 115/230 Vac switching power supply that allows a low consumption and a longer lifespan of the operator
- The control unit, located on the top of the motor, facilitates wiring operations
- The virtual encoder enables optimal management of slowing-down phases, movement tracking (STC system) and torque management in relation to the position of the gate, guaranteeing maximum safety
- Operation guaranteed even in the event of a power supply failure through batteries that can be perfectly integrated in the motor
- Anti-crushing system with amperometric obstacle detection
- Designed for the connection of the X.BE accessory in order to be integrated with KNX domotics installations and the programming through the app BeUP and the interface PRO.UP
- Version with magnetic limit switches available (BULL624SE.S, BULL1024SE.S)

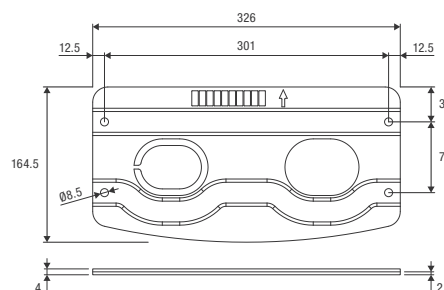
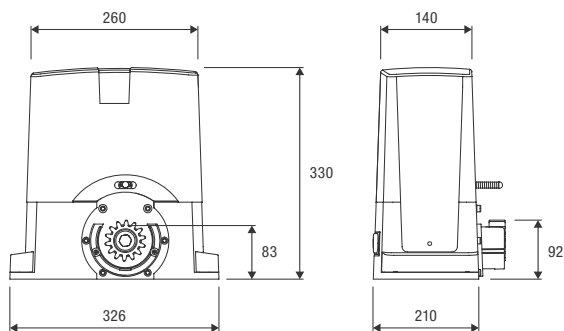


CONTROL UNITS:


- BULL424SE** — CP.B24-D120
BULL624SE — CP.B24-D120
BULL624SE.S — CP.B24-D120
BULL1024SE — CP.B24-D120
BULL1024SE.S — CP.B24-D120



Reinforced foundation plate Dima included.
Dimensions 326x164.5x2 mm, motor fixing distance 301x75 mm, 4 holes Ø 8.5 mm.




COMPLETE KITS	MOTOR	PHOTOCELLS	FLASHING LIGHT	TRANSMITTER
KBULL424SE	1x BULL424SE	1x PUPILLA.T	1x LAMPY	1x TO.GO2VA
KBULL624SE	1x BULL624SE	1x PUPILLA.T	1x LAMPY	1x TO.GO2VA




RI.M4F

M4 rack, to weld or attach with screws, 30x12x1000 mm slotted and galvanised. Supplied with M6 screws and threaded spacers. **Package of 4 pcs.**




RI.M4F2

M4 rack, to weld or attach with screws, 30x12x2000 mm slotted and galvanised. Supplied with M6 screws and threaded spacers. **Package of 1 pc.**



RI.M4Z

M4 galvanised rack to weld 22x22x2000 mm. **Package of 1 pc.**



RI.M4ZF

Galvanised slotted M4 rack 22x22x2010 mm for fastening to the side with the teeth. Supplied with M6 screws. **Package of 1 pc.**



RI.M4P

Nylon rack with steel core, to attach with screws, M4, 28x40x1000 mm. Slotted, provided with self-drilling screws. **Package of 10 pcs.**



BULL.P-1

Raised foundation plate. Height 34 mm. Floor fixing distance 353x117 mm, no. 4 Ø 11 mm. External dimensions 372x167 mm.



BULL.P3

Raised foundation plate. Height 34 mm. Floor fixing distance 260x117 mm, no. 4 Ø 11 mm. External dimensions 326x167 mm.




SB.BULL8.F

Externally fitted anti-intrusion cable unlock device (L=4.5m).




MLS

Magnetic limit switches. Suitable for snowy places.



BT2.BAT

1.2 Ah battery kit with bracket and cable.



BULL624T.CB

Kit composed of cables and brackets for batteries installation. **Pack of 5 pieces.**



SIS

Quick connection electronic board that allows synchronised movement of 2 automation devices (opposed sliding gates). One board for each motor is necessary.

AUTOMATISMI BENINCÀ SpA • Via del Capitello, 45 • 36066 Sandrigo (VI) ITALY • T +39 0444 751030 • sales@beninca.com

TECHNICAL DATA	BULL424SE	BULL624SE	BULL624SE.S	BULL1024SE	BULL1024SE.S
Power supply	115 / 230 Vac (50-60Hz)	115 / 230 Vac (50-60Hz)	115 / 230 Vac (50-60Hz)	115 / 230 Vac (50-60Hz)	115 / 230 Vac (50-60Hz)
Motor supply	24 Vdc	24 Vdc	24 Vdc	24 Vdc	24 Vdc
Max absorbed current	3.2 / 1.7 A	3.3 / 1.8 A	3.3 / 1.8 A	4 / 2 A	4 / 2 A
Power consumption in stand-by	0.8 W	0.8 W	0.8 W	0.8 W	0.8 W
Max Thrust	535 N	650 N	650 N	892 N	892 N
Opening speed	5.5 ÷ 12 m/min	5.5 ÷ 14 m/min	5.5 ÷ 14 m/min	5.5 ÷ 10.5 m/min	5.5 ÷ 10.5 m/min
Duty cycle	intensive use	intensive use	intensive use	80%*	80%*
Protection level	IP44	IP44	IP44	IP44	IP44
Magnetic limit switches	NO	NO	YES	NO	YES
Operating temperature	-20°C /+50°C	-20°C /+50°C	-20°C /+50°C	-20°C /+50°C	-20°C /+50°C
Max gate weight	450 kg	600 kg	600 kg	1000 kg	1000 kg
Driving gear for rack	M4 Z14	M4 Z14	M4 Z14	M4 Z14	M4 Z14
Weight	8.5 kg	8.6 kg	8.6 kg	9.9 kg	9.9 kg
Items no. per pallet	40	40	40	40	40
Kit weight	8.7 kg	9.3 kg	---	---	---
Kits no. per pallet	40	40	---	---	---

* In extreme operating conditions (environment T 50°C, gate weight 1000 kg) the cycle falls to 50%